

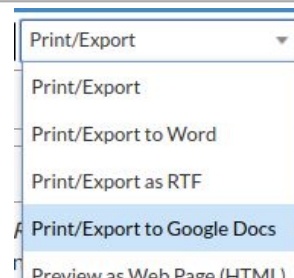
## How to Print / Export your Works Cited page as a Google Doc in Noodle Tools

Once you have checked over and completed any corrections to your citations on your **Sources** page in Noodle Tools, you are ready to export it as a Google Doc.

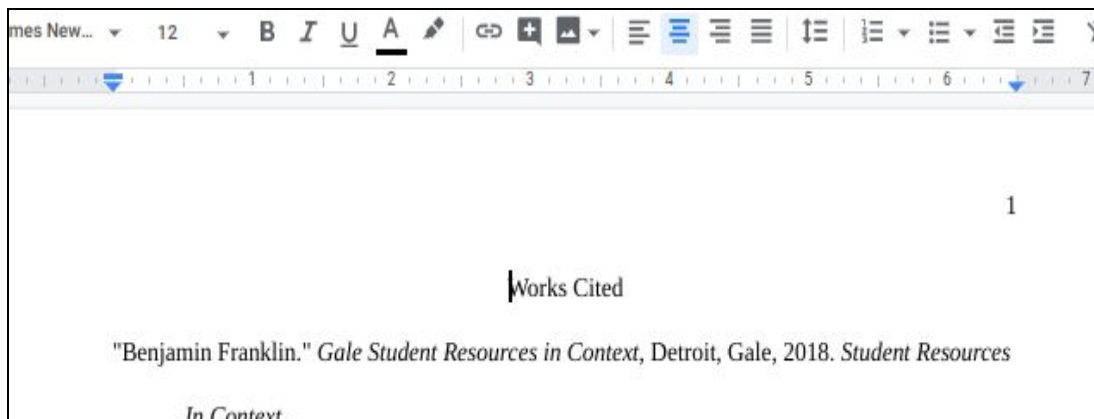
1. At the top of the page choose **Print/Export** drop-down arrow:



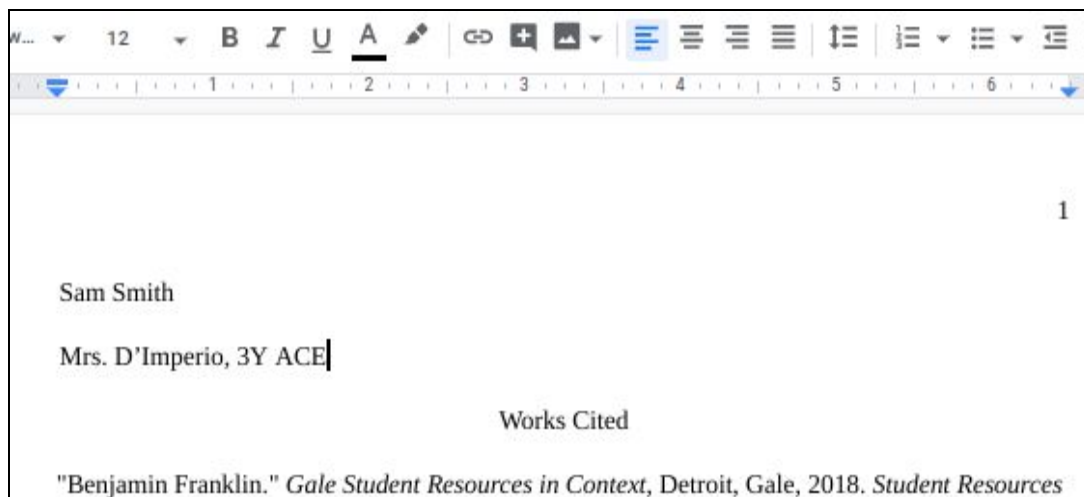
2. Choose **Print/Export to Google Docs** from the options:



3. Your Google doc will open with the cursor next to the title of the page, "**Works Cited.**" Hit **Enter one time** to give you room to type in your name along with your teacher's name and class period on the **body of the page**:



Hit **Enter 1x**



Change to **left align.**



**Type in your name, teacher & class**

4. Submit the Google doc as your assignment in your Google Classroom.