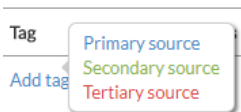
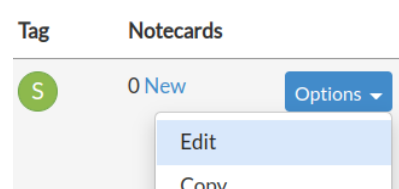


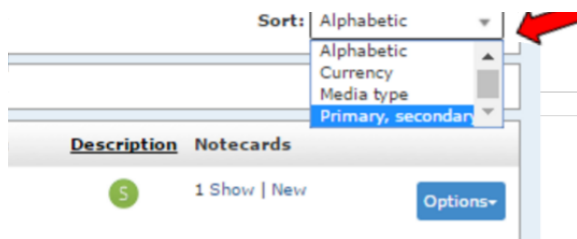
- To the right of each citation on your **Sources** page you can designate your sources as **Primary** or **Secondary** by clicking on **Tag**:



- Add an annotation to the citation by clicking on **Options** to the right of each citation, then **Edit**:



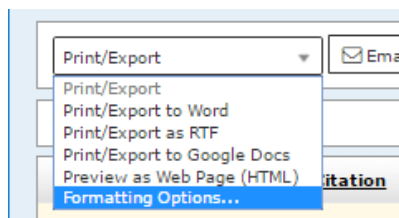
- After assigning primary or secondary label, in the upper right of Sources page choose **Sort** and change from **Alphabetic** to **Primary, secondary**:



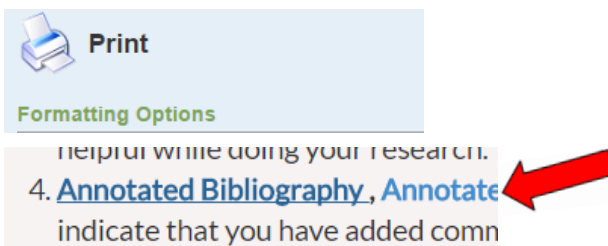
- Your citation will now be divided into **Primary** and **Secondary** alphabetized lists:



- Before printing:** Go to Print / Export and use the dropdown to choose **Formatting Options**:



- Click on **Annotated Bibliography**:



- The List Title should now show as:

